

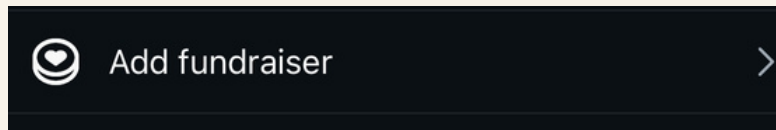
START YOUR OWN PNWCDR

# IG FUNDRAISER

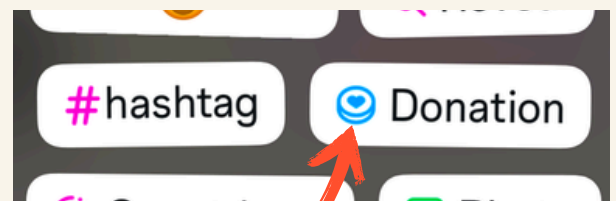
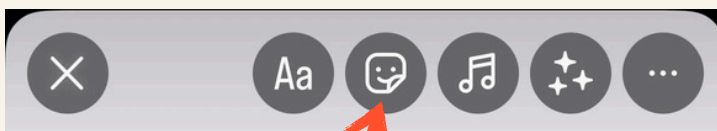
IN UNDER 10 SECONDS



WHEN CREATING AN IG POST  
UNDER YOUR DRAFTED CAPTION, SCROLL  
DOWN TO SEE THE “ADD FUNDRAISER”  
BUTTON. FIND PNWCDR! DONE!



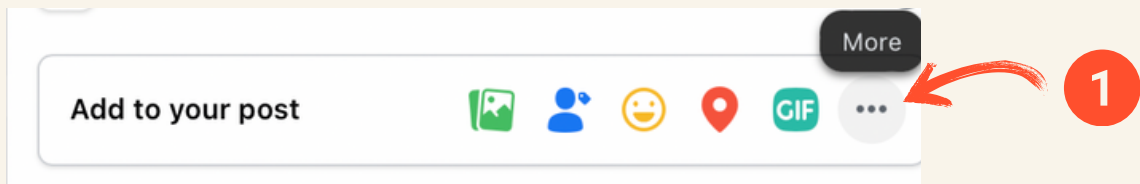
WHEN CREATING A STORY OR RESHARING  
A POST TO YOUR STORIES  
(1) SELECT THE STICKER BUTTON, (2)  
SELECT “DONATION” AND ADD PNWCDR!  
DONE!



START YOUR OWN PNWCDR  
**FB FUNDRAISER**  
IN UNDER 10 SECONDS



**WHEN CREATING A FACEBOOK POST**  
**(1) UNDER “ADD TO YOUR POST”, SELECT**  
**THE “...” FOR MORE OPTIONS.**



**(2) THEN SELECT “RAISE MONEY”, FIND**  
**PNWCDR. AND DONE!**

